

Set yourself a challenge - how many of these learning activities can you complete?

Spelling : Each week set yourself a set of 10 words from the Yr3/4 common exception words and test yourself :

http://www.canonburrows.co.uk/serve_file/294727

Try putting the words into sentences, use a dictionary (you can find dictionaries online if you don't have one at home) if you aren't sure of the meaning.

There are some good games here you can use for free : https://www.spellzone.com/word_lists/games-12890.htm

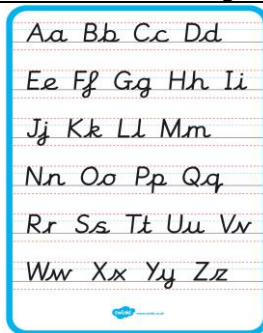
This week I would like you to practise plurals; plural means there are more than one. There are certain rules you must follow when making a word plural. Have a look at this link to recap plurals - <https://www.bbc.co.uk/bitesize/topics/zbm2sq/articles/zfgh92p>

If you scroll down on this link there are some great worksheets you can have a go at. <https://www.bbc.co.uk/teach/skillswise/plurals/z7trpg8>

Healthy body healthy mind : Remember it is important to look after your bodies and our minds, why not start your day with a workout:

https://www.youtube.com/watch?v=L_A_HjHZxfI&t=22s or a little yoga : <https://www.youtube.com/user/CosmicKidsYoga> Be active and have fun ☺

Dancing is great for the body mind and is also lots of fun! have a go at these : <https://family.gonoodle.com/> and try some at home!



Handwriting: <https://www.kidzone.ws/cursive/>

Remember when you are practising your handwriting to start each letter on the line. Practise two lines of each letter, when you feel confident that you are forming each letter correctly you can try to write some words. This week I would like you to practise words containing the ascenders - h d b t- remember your ascenders must be taller than your other letters. Please practise writing these words using cursive - had bad hard hat tadpole tab burnt (please look how to form the cursive letter on the example on the left) Now put these words into sentences using capital letters and full stops. Remember when you are practising your handwriting to start each letter on the line. Practise two lines of each letter, when you feel confident that you are forming each letter correctly you can try to write some words.

Set yourself a challenge - how many of these learning activities can you complete?



Spanish:

Click on the link, watch the videos and see how many of the activities you can do :

<https://www.bbc.co.uk/bitesize/subjects/zxsvr82>

Reading



Choose any book that you would like to read from: OXFORD OWL

<https://home.oxfordowl.co.uk/>

Can you write a book review about the book you have read? You could use this template or make your own :


<https://www.twinkl.com/resource/t2-e-055-book-review-booklet>

<https://www.twinkl.co.uk/resource/book-review-template-ks2-t2-e-283>

Try these reading comprehensions

<https://www.literacysshedplus.com/browse/browse/free-resources/key-stage-2-activity-packs>

English:



The Jabberwocky by Lewis Carroll

Watch the poem here :

<https://www.youtube.com/watch?v=iBFSiGDZC-Y>

Can you summarize the poem in only 20 words? 2 Can you sort the words into read and not real? 3 Can you make your own glossary for the made up words? 4 Can you describe the character?

<https://www.slideshare.net/FenwaySoxSSC/jabberwocky-2286493>

Writing:



TALK 4 WRITING

Unicorns Uncovered

Click on the link below and Work through the challenge and activities each day and try to complete them all by the end of the week.

<https://www.talk4writing.com/wp-content/uploads/2020/06/Y3-Unicorn-F.pdf>

Maths:

Don't forget daily practise on :

<https://ttrockstars.com/>



Keep moving up that leader board.




Keep your maths skills sharp with 5 a day! :

<https://corbettmaths.com/5-a-day/>



<https://www.bbc.co.uk/bitesize/tags/zmyxxyc/year-3-and-p4-lessons>

Set yourself a challenge - how many of these learning activities can you complete?

			<p>Click on the link above to access the home learning. This week's focus is drawing lines and shapes accurately. There are also some resources allocated on active learn : https://www.activelearnprimary.co.uk/start</p>
<p>Science :</p> <p>Can you choose of the science experiments about magnets from below :</p> <p>https://www.pinterest.co.uk/pin/53409945566802374/?nic_v1=1a%2FXaYzSikpjk07ncRG86n1tzJb9Glaa8EgdpOLmEsl53t7LpF%2F%2FeYtTZ92Ulch5H6</p> <p>Why don't you write it up like we have done in class, remember you need a hypothesis a method and a conclusion. You could use the writing frame below:</p> <p>https://www.tes.com/teaching-resource/science-investigation-writing-frame-6034723</p>	<p></p> <p>History :</p> <p>Click on the link below and see if you can use the technology hints to find out about local heroes from your area.</p> <p>https://www.bbc.co.uk/teach/class-clips-video/history-ks2-history-hunt/zn74382</p> <p>Can you write a fact file about your chosen hero. You could use the template here:</p> <p>https://www.twinkl.co.uk/resource/fact-file-layout-t-l-4553</p>	<p></p> <p>Art :</p> <p>Can you make your own Jabberwocky? You could paint it, collage it, make it from nature or recycled materials? Ask a grown up to take a photograph of your work this week and send it to my email : moranv@st-hughlincoln.trafford.sch.uk</p>	<p>Computing :</p> <p></p> <p>https://www.bbc.co.uk/bitesize/topics/zf2f9j6/articles/z3c6tfr</p> <p>Welcome to Dance Mat Typing, a fun way to learn touch typing. There are four levels to play, each divided into three stages. You start by learning the home row keys. Each stage builds on previous lessons, introducing new letters as you progress. You'll soon be touch typing like an expert! At the end of each</p>

Set yourself a challenge - how many of these learning activities can you complete?

level you can test your typing speed and get a fun reward.



Religion :

RE: I thought it might be nice for you to make a Prayer Table somewhere in your home. Just like we have in school, your prayer table should be green as we are in ordinary times. Here are some ideas of what you could put on it:

*A Bible *Some Flowers *Your Rosary Beads *Your Memory prayer