

Nursery Home Learning Week 15

This is our last week of home learning! We have explored lots of different ideas together. During this very strange time there has been a lot of talk about HEROES, not Spiderman or Batman, but nurses and bus drivers, shop workers, police officers, social workers, your mums and dads and YOU! We are so proud of you all, you have all been amazing!

We hope you enjoy the activities this week.

Religion

Our World



Children love learning about the world, they are fascinated by globes and maps. Last week we started to look CAFOD's 'Global A-Z', which can help them to explore different countries and cultures, it can help them to see that we have homes to live in, we have our families, we eat food and we love music, so although there may be differences - we are also the same! Here are some more letters to think about with your child -

H is for HOMES - What is your home like? Are all the houses near to you the same? Are there any

flats? Bungalows? Look on Youtube for the book 'Window' by Jeannie Baker (the one labelled Orange Blossom Children's Library is quite nice). It is a wordless picture book which shows a changing view through a window as a family grows up. Has the view changed through your window?

I is for INSTRUMENTS - look for different instruments, piano, guitar, and trumpets are very familiar to us but what are **djembe drums**, **sikus**, **quenás** or **didgeridoo's**? Take a tour around the musical world - which countries will you visit?

J is for JOURNEY - how do we travel? Help your child to think of all the different ways they can go on a journey - walk, bus, car Do the children know that in some areas of the world people have to walk just to fetch their water? That in some places the doctors and nurses travel by bike? Look for the story 'The Water Princess' (based on the childhood experiences of Georgie Badiel) written by Susan Verde the version by UA Cooperative Extension's Water Wise Program is quite nice.

L is for LEARNING, M is for MEALS, N is for NATURE, P is for PRAYER, Q is for QUESTIONS, R is for RICE, S is for SUN, T is for Toys, V is for VISITORS, W is for WATER, X is for EXAMPLE, Z is for ZZZZZZZZ

Y is for YOU! -

Mirror, Mirror on the wall

When you look in the mirror, who do you see?

It's you!

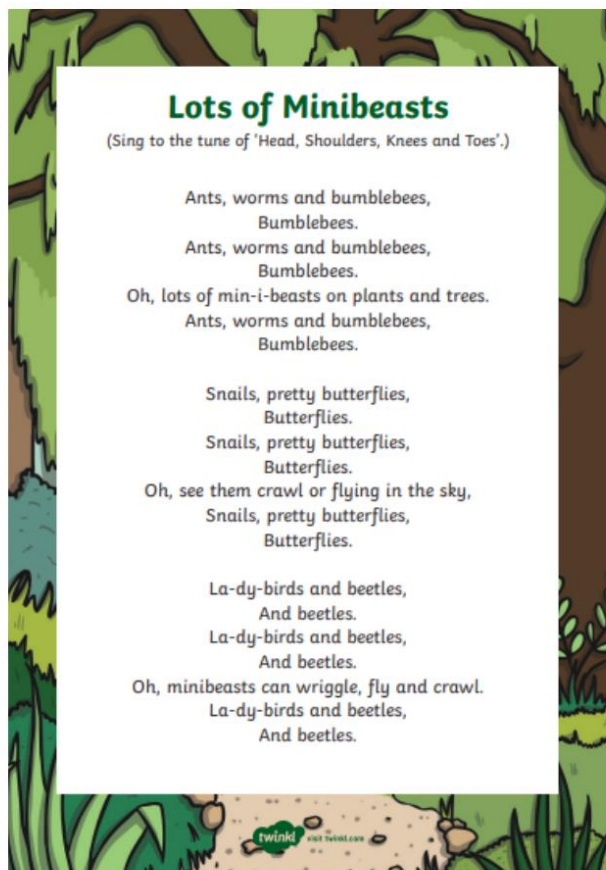
Your eyes, your hair, your smile!

God made each of us different and special.

You are special!

And you have a name, which tells everyone else who you are.

Make a name card and decorate it to celebrate how special you are!




Literacy

Our story this week is 'Superworm', by Julia Donaldson, You can also find it on YouTube. There is also a sung version of the story!

- Read this poem about mini-beasts, can you sing it to the tune of 'Heads, Shoulder's, Knees and Toes'?
- Can you use paint to make finger print mini beasts? Can you label them? Can you think of the sound they start with? Here are some ideas - a butterfly, a dragonfly, a bee, a ladybird, a caterpillar, a spider and don't forget SUPERWORM!
- How about listening to the story about 'The Very Hungry Caterpillar'? Can you make a handprint picture of

him? Can you make a list of all the things you would like to eat if you were very hungry?

- Can you remember the rhyme 'Incy Wincy Spider'? How about making a spider - you can use a plate or a cardboard tube - don't forget to make sure he has the right number of legs!
- Can you choose a different creature to become a superhero? What would their super power be? What words would describe them? Strong, fierce, gentle? Can you make your own story up about them?
- Practice writing your name - would you like to be a superhero? What would your superhero name be?



Maths

- Go on a mini beast hunt! Tick off the creatures that you can find, ask your mummy or daddy to write the names for you on a piece of paper. How many can you find?
 - How many Legs do the creatures have?
 - Find out how many legs a spider has.
 - Find out how many legs an insect has!
 - How many legs has Superworm got?


- There is a lovely story about legs called, 'How many Legs' by Kes Grey. The version by AHEV Library is quite nice. It is a number book and the author Kes Grey is also on You Tube and as he reads his story and he counts all the legs

- Can you draw mini beasts in different sizes?

A small ladybird, a middle sized ladybird and a **big** ladybird?

A short worm and a shorter worm?

A long caterpillar and a longer one?



Make some paper flowers and put numbers on them. Can you make a paper bee or a butterfly and then make him fly to the different numbers? Can you say the numbers as he lands on them?

- Can you make a symmetrical butterfly by paint on one side of a butterfly shape and then fold over your paper, like we do in nursery? Symmetrical means 'The same on both sides'.

Phonics

Remember you can enjoy phonics anytime, anyplace and anywhere!

- Go for a **listening walk** what can you hear while you are out?
- What can you hear on a busy street? What can you hear by the side of a lake - like Sale Water Park?
- Do all the rooms in your house have the same noises? What can you hear in the kitchen? The bathroom? The living room? As you are walking around your house look for noise makers!! A crisp bag, keys, a bell, a rattle..... Can people guess what you have found by just hearing the noise they make?
- Can you find any instruments in your house? A guitar. A recorder, a piano? Don't forget we all can make music by clapping or singing - how else can we make a tune or a beat? Can you make a pattern by clapping for someone else to copy?
- Songs have rhyming words in them. Can everyone choose a song or a rhyme to sing - you could have a little show time together!

- Can you think of words to rhyme with these words - car, cat, frog, mouse and fox?
- Alliteration - pretend that you have lots of creatures and that you want to give them names that start with their letter Billy Beetle, Bobby Butterfly etc. Can you think of names for these / ladybird, spider, caterpillar, slug, snail, woodlouse, and earwig?

Have a great week - see you all on Thursday!

With love from Mrs. Elsey and Miss Carr xxx

